













20 400m Individual Medley Mixed Final

Official

Total

Rank	Competitor	Age	Club	RT	PTS	Result
1	 Robyn Crotty	65		0.83		6:01.54 Entry: 6:15.00 -13.46
	50m: 37.47 100m: 1:20.89 (43.42) 150m: 2:09.25 (48.36) 200m: 2:56.05 (46.80) 250m: 3:49.62 (53.57) 300m: 4:44.27 (54.65) 350m: 5:23.46 (39.19) 400m: 6:01.54 (38.08)					
2	 Charlotte Corne	34		0.77		6:02.70 Entry: 5:30.00 +32.70
	50m: 37.02 100m: 1:26.59 (49.57) 150m: 2:14.56 (47.97) 200m: 3:01.10 (46.54) 250m: 3:51.17 (50.07) 300m: 4:40.54 (49.37) 350m: 5:22.38 (41.84) 400m: 6:02.70 (40.32)					
3	 Izzy Paton	27		0.86		7:25.56 Entry: 7:30.00 -4.44
	50m: 45.37 100m: 1:45.34 (59.97) 150m: 2:45.77 (1:00.43) 200m: 3:42.15 (56.38) 250m: 4:39.64 (57.49) 300m: 5:38.90 (59.26) 350m: 6:35.94 (57.04) 400m: 7:25.56 (49.62)					
4	 Donna Harris	62				8:09.27 Entry: 8:00.00 +9.27
	50m: 54.32 100m: 1:59.29 (1:04.97) 150m: 3:04.54 (1:05.25) 200m: 4:07.97 (1:03.43) 250m: 5:14.94 (1:06.97) 300m: 6:23.04 (1:08.10) 350m: 7:17.03 (53.99) 400m: 8:09.27 (52.24)					
5	 Debra Shiers	62				8:30.29 Entry: 8:20.80 +9.49
	50m: 56.84 100m: 2:01.51 (1:04.67) 150m: 3:11.51 (1:10.00) 200m: 4:17.71 (1:06.20) 250m: 5:28.16 (1:10.45) 300m: 6:39.45 (1:11.29) 350m: 7:37.03 (57.58) 400m: 8:30.29 (53.26)					
-	 Tim Rapley	75				DSQ